

英 語

問 題 用 紙

英 語

(注意事項)

- 1 放送で指示があるまでは、開いてはいけません。
- 2 答えは、HB 又は B の鉛筆(シャープペンシルも可)を使って、全て解答用紙に記入しなさい。
- 3 検査問題は、大問9題で、1ページから10ページまで印刷されています。
検査開始後に、印刷のはっきりしないところや、ページが抜けているところがあれば、手を挙げなさい。
- 4 氏名、受検番号は、解答用紙の決められた欄に書き、受検番号は、その数字の○の中を正確に塗りつぶしなさい。
- 5 マークシート式で解答する問題は、○の中を正確に塗りつぶしなさい。

良い例	悪い例
	 線  小さい  はみ出し  丸囲み  レ点  うすい

- 6 記述式で解答する問題は、解答欄からはみ出さないように書きなさい。
- 7 答えを直すときは、きれいに消してから新しい答えを書き、消しくずを残してはいけません。
- 8 解答用紙は、汚したり、折り曲げたりしてはいけません。
- 9 解答用紙だけ提出し、問題用紙は持ち帰りなさい。

リスニングテスト受検上の注意

- (1) 最初にリスニングテストを行います。
- (2) リスニングテストは全て放送で行います。リスニングテストの問題は1から4までです。1は1回のみ、2から4は2回放送します。
- (3) リスニングテスト放送終了までは、2ページ以降を開いてはいけません。
- (4) リスニングテスト放送中に、問題用紙の余白にメモをとってもかまいません。

令和8年度 **本検査** 学力検査 英語リスニングテスト放送用 CD 台本

(チャイム)

これから、英語の学力検査を行います。まず、問題用紙の1ページ目があることを確認しますので、問題用紙の最初のページを開きなさい。(間3秒)確認が終わったら、問題用紙を閉じなさい。

1ページ目がない人は手を挙げなさい。

(間5秒)次に、解答用紙を表にし、受検番号、氏名を書き、受検番号はその数字のマーク欄を塗りつぶしなさい。

(間30秒)それでは、問題用紙の1ページを開きなさい。(間3秒)リスニングテストの問題は、1から4までです。なお1は1回のみ、2から4は2回放送します。

では、1から始めます。

1は、英語の対話を聞いて、最後の文に対する受け答えを選ぶ問題です。受け答えとして最も適当なものを、それぞれ問題用紙のAからDのうちから一つずつ選び、その符号を答えなさい。なお、対話はそれぞれ1回放送します。では、始めます。(間2秒)

No. 1 Man: How are you today?
Woman: I'm good, but it's so hot today.
Man: That's true. Would you like something to drink?

(間10秒)

No. 2 Mom: What do you want for dessert?
Boy: I want ice cream.
Mom: OK. With chocolate or strawberries?

(間10秒)

No. 3 Woman: What sports do you like to play?
Man: I like to play baseball.
Woman: Me too. How often do you play?

(間10秒)

次は2です。

2は、英語の対話又は英語の文章を聞いて、それぞれの内容についての質問に答える問題です。質問の答えとして最も適当なものを、それぞれ問題用紙のAからDのうちから一つずつ選び、その符号を答えなさい。なお、英文と質問はそれぞれ2回放送します。では、始めます。(間2秒)

No. 1 Jack: Hello, Rose. I got a new tablet. It's the same as yours. Can you teach me how to use it?
Rose: Sure, Jack. Touch the square in the top left to send a message to someone.
Jack: I see. What about the one in the top right?
Rose: That one opens the camera.
Jack: Nice. How about the one in the middle?
Rose: You can use that one to pay for things in stores. The last one is for listening to music.
Jack: I got it. Thanks.

Question: Which one should Jack touch if he wants to communicate with his friends?

(間5秒)(繰り返し)(間8秒)

No. 2 Today is my sister Anna's birthday. We are going to have a party at home. My father set a cake and a pizza on the table. I made the room look pretty. I put flowers on the wall, and a present on the sofa. Anna loves cute things, so I hope she likes it.

Question: What does the room look like now?

(間5秒)(繰り返し)(間8秒)

次は3です。

3は、英語の対話又は英語の文章を聞いて、それぞれの内容についての質問に答える問題です。質問の答えとして最も適当なものを、それぞれ問題用紙のAからDのうちから一つずつ選び、その符号を答えなさい。なお、英文と質問はそれぞれ2回放送します。では、始めます。(間2秒)

No. 1 Woman: What do you want to be in the future, Chris?
Chris: I want to be a newspaper writer.
Woman: I see. Why?
Chris: I like to write, and I also like to check the news in the newspaper and on TV.
Woman: That sounds nice. Did you see any interesting news this morning?
Chris: Yeah, the story about the basketball game was really exciting.

Question: What does Chris hope to do in the future?

(間5秒)(繰り返し)(間8秒)

No. 2 (放送のチャイム)

Good morning, students. A blue notebook was found in Room 3. There is no name on it. If you think it's yours, please come and get it from Mr. Brown in the teachers' room today. From tomorrow, the notebook will be kept by Ms. Green in the science room for one week. After that, it will be in the box at the entrance. Please check your bag for your notebook. Thank you.

Question: Where will the blue notebook be kept tomorrow?

(間5秒)(繰り返し)(間8秒)

次は4です。

4は、英語の文章を聞いて、その内容について答える問題です。問題用紙には、文章の内容に関するメモが書かれています。(間3秒)

メモを完成するために、①、②に入る最も適当なものを、それぞれ問題用紙のAからDのうちから一つずつ選び、その符号を答えなさい。なお、英文は2回放送します。では、始めます。(間2秒)

Keiko likes to go abroad. She has been to Australia, China, and India. Some people say that it is not safe to travel abroad, but she doesn't think it is dangerous. However, this summer, she traveled in her own country, Japan, because it was too expensive to go abroad. She went to the mountains, and the view was very beautiful. At night, she enjoyed watching many stars. She learned that it was also fun to travel in her own country, and she decided to visit some more places there.

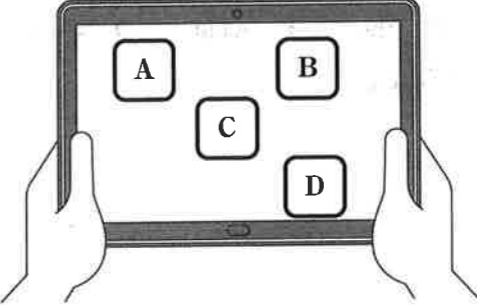




(間5秒)(繰り返し)(間8秒)

以上で、リスニングテストを終わります。2ページ以降の問題に答えなさい。

1 英語リスニングテスト(放送による指示にしたがって答えなさい。)

No. 1	A. Do your best. C. See you later.	B. Here you are. D. Yes, please.
No. 2	A. I don't like ice cream. C. I can make chocolate.	B. Strawberries are better. D. Let's eat outside.
No. 3	A. In the stadiums. C. Twice a week.	B. Since I was a child. D. Just for fun.

2 英語リスニングテスト(放送による指示にしたがって答えなさい。)

No. 1				
No. 2				

3 英語リスニングテスト(放送による指示にしたがって答えなさい。)

No. 1	A. Write for a newspaper. C. Play basketball.	B. Make a TV company. D. Create stories for children.
No. 2	A. In Room 3. C. In the science room.	B. In the teachers' room. D. In the box at the entrance.

4 英語リスニングテスト(放送による指示にしたがって答えなさい。)

<p>This Summer Keiko didn't go abroad because (①).</p> <p>After the trip Keiko wanted to (②).</p>					
①	<table border="0"> <tr> <td>A. it was too safe</td> <td>B. it was too hot</td> </tr> <tr> <td>C. she didn't have enough money</td> <td>D. she was sick</td> </tr> </table>	A. it was too safe	B. it was too hot	C. she didn't have enough money	D. she was sick
A. it was too safe	B. it was too hot				
C. she didn't have enough money	D. she was sick				
②	<table border="0"> <tr> <td>A. draw pictures of the trip</td> <td>B. go around the world</td> </tr> <tr> <td>C. read a book about travel</td> <td>D. travel more in Japan</td> </tr> </table>	A. draw pictures of the trip	B. go around the world	C. read a book about travel	D. travel more in Japan
A. draw pictures of the trip	B. go around the world				
C. read a book about travel	D. travel more in Japan				

5 次の(1)~(3)の対話文について、()内のア~オを正しい語順に並べかえ、その順序を符号で示しなさい。

(1) A: How will you go to the hot spring?

B: (ア by イ go ウ will エ there オ I) bus.

(2) A: Which boy is Tom's brother?

B: I think (ア is イ soccer ウ playing エ the オ boy) his brother.

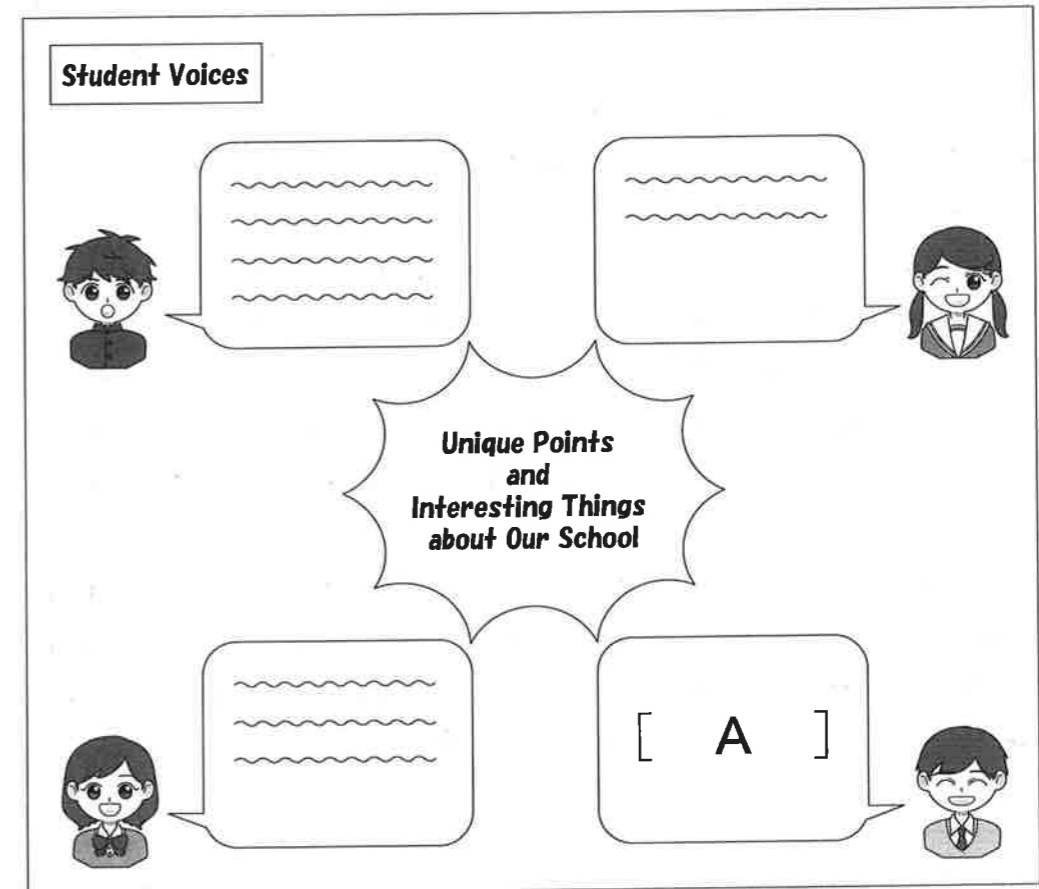
(3) A: Do you know (ア the イ what ウ starts エ movie オ time)?

B: Yes, it starts at seven.

6 次は、ある中学校の「学校紹介」ウェブページです。あなたはこの学校の生徒の一人になったつもりで、【条件】にしたがい、[A]に入る適切な言葉を、20語~30語程度(., ? !などの符号は語数に含まない。)の英語で書きなさい。

【条件】

- ・学校の特徴や魅力を一つだけ取り上げること。
- ・その特徴や魅力について、詳しい説明や具体例を書くこと。



7 次の(1)、(2)の英文を読んで、それぞれの問いに答えなさい。

(1) 高校生のケン(Ken)が発表をしています。

Do you like cycling? I love it, and I often go cycling with my family. Look at picture 1. This is the bike that I use to go everywhere. My bike has a large basket, so it's convenient and I can carry all kinds of things. Because of that, cycling has become more fun for me, and I've become more interested in bicycles. Recently, I did some research on the history of bicycles, and today I'd like to share what I've learned.

Bicycles have a history of over two hundred years. People say that the first bicycle was created in the early 19th century. Look at picture 2. There are some differences between the first one and ones we use today. The two wheels were connected to a frame made from wood. Also, the first bicycle had no pedals. When people rode the bicycle, they needed to kick the ground with their feet.

Look at picture 3. About forty years later, a bicycle with a steel frame was created. It had wheels of different sizes, and the front wheel was bigger than the back one. Also, the pedals were connected to the front wheel, so it was difficult to ride and control. Another interesting thing is how the bicycle stopped. It didn't have the same brakes as our bicycles today, so people had to reduce its speed by stopping the front wheel with the pedals.


Finally, in 1885, a new type of bicycle was created. Look at picture 4. It had a steel frame and two wheels of almost the same size. Also, the pedals were not connected to the wheels. Instead, the bike had a chain that effectively moved the back wheel, so it could move faster.

In conclusion, ().


(注) basket カゴ wheels 車輪 frame フレーム pedals ペダル
kick ~を蹴る steel 鉄 brakes ブレーキ chain チェーン
effectively 効果的に

① ケンは発表で次のア～エの絵を使いました。これらの絵を発表で使用した順に並びかえ、その順序を符号で示しなさい。


ア



イ



ウ



エ



② 本文中の()に入る最も適当なものを、次のア～エのうちから一つ選び、その符号を答えなさい。

ア I couldn't believe that the design of the bicycle has been the same since it first appeared. Therefore, bicycles have been loved by many people.

イ I was shocked to discover that the number of people riding bicycles is decreasing. I want to tell more people why riding a bicycle is good.

ウ I didn't know that riding a bicycle can make people healthy. I'm thinking about going to school by bicycle from tomorrow.

エ I was surprised to learn how bicycle designs have changed over time. In the future, we might see new types of bicycles.

③ What is the main reason that bicycles in 1885 went faster than before? Choose the best answer from ア to エ.

ア The bicycles had strong steel frames and wheels.

イ The pedals were directly connected to the wheel.

ウ Both wheels were almost the same size.

エ A chain helped to turn the back wheel effectively.

(2) 次は、あるイベントのチラシ(flyer)です。

Planet Hours 2026

Participate in the Planet Hours 2026 event for a more eco-friendly future!

The event starts in Australia and finishes when it has gone around the world.

Last year, over 200,000 students joined from 110 countries.

Date November 21, 2026

Time 7:00 p.m. in your local time

Age You must be under 18 years old to join.

How to join Just turn off the lights for two hours and enjoy the night sky while you are doing what you love.

Messages collected during the 2025 event

Jean, France

I felt special when many lights turned off while I was running. At that moment, I realized that saving electricity means saving the Earth.

Michelle, China

I cooked dinner outside and ate under the beautiful night sky.

Rami, Egypt

I enjoyed taking pictures of stars and the moon with my camera. I hope I can still see those stars 10 years from now.

Carlos, Brazil

I played soccer with my friends under the moonlight. I hope this small action will help to save our forests.

Jenni, Australia

This event was started by students in our country 5 years ago and has become a global student event to save the Earth.

FINISH START

① チラシの内容に合うように、次の英文の()に入る最も適当なものを、あとのア～エのうちから一つ選び、その符号を答えなさい。

The main goal of this event is to ().

- ア save energy and protect the environment
- イ have fun with people from different countries
- ウ learn more about world history
- エ respect people around the world

② チラシを見て、ハル(Haru)とALTのアーロン(Aaron)が話をしています。次の対話文中の()に入る最も適当なものを、あとのア～エのうちから一つ選び、その符号を答えなさい。

Aaron: What do you think about this event?

Haru: I like the idea of doing what we can do without too much work.

Aaron: Exactly. It's simple and easy, so people can continue to do it.

Haru: That's true, ().

- ア more people are interested in turning on the lights
- イ the key to making a change is starting with small things
- ウ government action is important to solve the problem
- エ it is necessary to protect each native culture

③ Which information is **WRONG** according to the flyer? Choose the best answer from ア to エ.

- ア During last year's event, Michelle cooked and enjoyed a meal outside.
- イ The first Planet Hours happened in Australia in 2020.
- ウ Carlos was the last person on the flyer to join the event last year.
- エ The event continues all night and ends early in the morning.

8 次のハナ(Hana)のスピーチを読んで、あとの(1)~(4)の問いに答えなさい。

South Africa is famous for its nature, wild animals, and deserts. The deserts are very dry, and it's hot during the day and cold at night. For most of the year, they do not have much rain. The land looks empty and brown, like nothing can grow there. However, in an area of the deserts, something amazing happens when it rains.

After a heavy winter rain, the desert suddenly changes. The dry ground becomes full of colorful flowers. This is called a desert bloom. Desert blooms don't happen very often. They only appear when there is enough rain. Land that once looked dead becomes full of color. [ア]

The flowers do not stay for a long time. They bloom for just a few weeks. During that short time, pink, yellow, white, and purple flowers spread across the desert. It looks like a rainbow on the ground. People from many places come to see this amazing event. They take pictures and enjoy the flowers. Some people say it feels like a dream. [イ]

Even animals enjoy this time. Some wild animals walk through the flower fields. There is more food and water than before. The desert seems new and full of life. [ウ]

How do these flowers grow in such a dry place? The answer is in the seeds. In the desert, many seeds wait in the ground and sleep for a long time. They only grow when there is enough water. When heavy rains come, the seeds wake up. They grow quickly and bloom in the end. After a few weeks, the flowers die and start to drop their seeds. The desert becomes dry again, but the seeds stay in the ground and wait for the next rain. [エ]

The desert bloom teaches us something important. Even in harsh places, wonderful things can happen. It means that, although life is difficult, there is always hope. The flowers also show us that good things can come back even if things are not easy now.

When you hear the word "desert" next time, just remember that there may be seeds in the ground, and they will grow into flowers someday. When they do, they will turn the dry land into something colorful and full of life. They are just waiting for the right time. Nature is full of surprising things. The desert bloom in South Africa is one of them.

(注) South Africa 南アフリカ(国名) bloom 花、開花する seeds 種
harsh 過酷な

(1) 本文中の something amazing happens を具体的に表した文を、次のア~エのうちから一つ選び、その符号を答えなさい。


- ア A new kind of flower is found in the deserts.
- イ Many plants grow and colorful flowers open.
- ウ Wild animals are saved from dying.
- エ A beautiful rainbow appears above the empty lands.

(2) 次の英文が入る最も適切な場所を、本文中の[ア]~[エ]のうちから一つ選び、その符号を答えなさい。

Many kinds of desert plants can grow and live in such dry places in this way.

(3) スピーチの内容について、ハナとマックス(Max)が話をしています。次の対話の中で二人が見ているものを、あとのア~クのうちから選び、見た順番に符号で答えなさい。なお、同じ符号を2回使ってもよいこととする。

Hana: Look at this picture of South Africa's desert bloom.
Max: Wow. That's cool. I heard that this lasts for just a few weeks.
Hana: That's right. After that, the ground becomes like this picture. There's almost nothing left, just seeds.
Max: How do they grow again?
Hana: You can see the answer in this picture.
Max: I see. Thanks to that, they grow well like this picture, right?
Hana: Yeah, so pretty. I want to see it with my own eyes someday.



(4) What is one message we can take from the story? Choose the best answer from ア to エ.

- ア Your efforts aren't enough, so work hard and practice hard.
- イ You should stay away from difficult things and find your favorite things.
- ウ You might have difficulties now, but wonderful things can happen.
- エ You should follow what others are doing to get better results.

9 中学生のノブ(Nobu)とアメリカ出身の留学生のスージー(Suzy)が話をしています。次の対話文を読んで、(1) ~ (4) に入る最も適当なものを、それぞれあとのア~エのうちから一つ選び、その符号を答えなさい。

Suzy: Hi, Nobu. What's wrong?

Nobu: Well, I think it's difficult to remember how English words are spelled.

Suzy: Have you ever heard of a "Spelling Bee"?

Nobu: No, I haven't. (1)

Suzy: Sure. It is a contest that teachers sometimes use to help students become more interested in spelling. The rules are very simple. The teacher says a word, and a student has to spell it. When someone fails, they have to sit down.

Nobu: So, that means the last student who (2) wins, right?

Suzy: That's right. It's very popular in my country, but the rules may be a little different in each place.

Nobu: How do students in your country feel about learning spelling?

Suzy: Actually, we feel (3), so we practice spelling words again and again. It's the same as students in Japan practicing *kanji* many times.

Nobu: Oh, I didn't know that. I guess I have to practice spelling English words many times.

Suzy: That's a good idea. However, I would be sad if you were only interested in spelling English words. So please don't forget to (4), too.

Nobu: Of course. I'll keep studying because I want to go abroad to learn new things and talk to a lot of people.

- | | |
|---------------------------------|-----------------------------|
| (1) ア Can you tell me about it? | イ Do you learn Japanese? |
| ウ Shall I teach you the words? | エ Will you help me with it? |

- | | |
|-------------------|-----------------|
| (2) ア is standing | イ is teaching |
| ウ stops saying | エ stops writing |

- | | |
|---------------------------------------|-------------------------------|
| (3) ア it is not so difficult for them | イ it is not so easy |
| ウ we speak English easily | エ we can write a lot of words |

- | | |
|-------------------------------------|---------------------------------------|
| (4) ア do the Spelling Bee every day | イ learn how English words are created |
| ウ use a computer to study English | エ practice speaking English every day |

令和8年度 **本検査** 学力検査
英語 解答用紙

氏名

解答上の注意事項

- 1 マーク式で解答する問題は、○の中を正確に塗りつぶすこと。
- 2 記述式で解答する問題は、解答欄からはみ出さないように書くこと。
- 3 答えを直すときは、きれいに消して、消しにくく残さないこと。

良い例	悪い例
<input type="radio"/> ●	<input checked="" type="radio"/> 線 <input checked="" type="radio"/> 小さい <input checked="" type="radio"/> はみ出し <input checked="" type="radio"/> 丸囲み <input checked="" type="radio"/> レ点 <input checked="" type="radio"/> うすい

受 検 番 号			
①	①	①	①
②	②	②	②
③	③	③	③
④	④	④	④
⑤	⑤	⑤	⑤
⑥	⑥	⑥	⑥
⑦	⑦	⑦	⑦
⑧	⑧	⑧	⑧
⑨	⑨	⑨	⑨

1 No. 1 (A) (B) (C) (D) No. 2 (A) (B) (C) (D) No. 3 (A) (B) (C) (D)

2 No. 1 (A) (B) (C) (D) No. 2 (A) (B) (C) (D)

3 No. 1 (A) (B) (C) (D) No. 2 (A) (B) (C) (D)

4 ① (A) (B) (C) (D) ② (A) (B) (C) (D)

5 (1)

ア	イ	ウ	ア	イ	ウ	ア	イ	ウ	ア	イ	ウ	ア	イ	ウ
エ	オ	カ	エ	オ	カ	エ	オ	カ	エ	オ	カ	エ	オ	カ

(2)

ア	イ	ウ	ア	イ	ウ	ア	イ	ウ	ア	イ	ウ	ア	イ	ウ
エ	オ	カ	エ	オ	カ	エ	オ	カ	エ	オ	カ	エ	オ	カ

(3)

ア	イ	ウ	ア	イ	ウ	ア	イ	ウ	ア	イ	ウ	ア	イ	ウ
エ	オ	カ	エ	オ	カ	エ	オ	カ	エ	オ	カ	エ	オ	カ

6

7 (1) ①

ア	イ	ウ	ア	イ	ウ	ア	イ	ウ	ア	イ	ウ
エ	オ	カ	エ	オ	カ	エ	オ	カ	エ	オ	カ

② ア イ ウ エ オ カ
③ ア イ ウ エ
(2) ① ア イ ウ エ ② ア イ ウ エ ③ ア イ ウ エ

8 (1) ア イ ウ エ (2) ア イ ウ エ
(3)

ア	イ	ウ	エ	ア	イ	ウ	エ	ア	イ	ウ	エ	ア	イ	ウ	エ
オ	カ	ク	ケ	オ	カ	ク	ケ	オ	カ	ク	ケ	オ	カ	ク	ケ

(4) ア イ ウ エ

9 (1) ア イ ウ エ (2) ア イ ウ エ (3) ア イ ウ エ
(4) ア イ ウ エ